
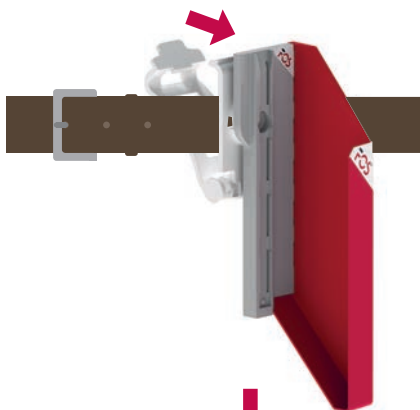



Und wie funktioniert
das ClipHOLSTER?



1. Schutzkappe
einklicken.



2. Holster am Gürtel
befestigen.




3. Magazin-
streifen
einschieben.

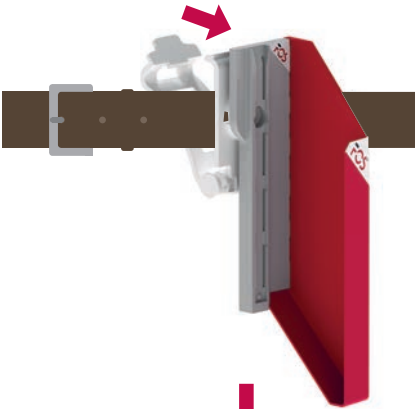
Ist der Magazin-
streifen leer, wird
er ausgetauscht:
Nachladen leicht
gemacht!

Friedrich Ossenberg-Schule
GmbH + Co KG
Amerikastraße 2
58675 Hemer
+49 (0) 2372. 558 99. 0
info@fos.de
www.fos.de


And how does the
ClipHOLSTER work?



1. Click protective
cap into place.



2. Secure holster on
belt.



3. Slide in magazine
strip.

If the strip is empty,
it is replaced:
Reloading made
easy!

Friedrich Ossenberg-Schule
GmbH + Co KG
Amerikastraße 2
58675 Hemer
GERMANY
+49 (0) 2372. 558 99. 0
info@fos.de
www.fos.de